

BUILD | GROW | PROTECT WEALTH

Lead Portfolio Managers

Tim Call, CFA (20-year tenure)
President & Chief Investment Officer

Mark Livesay, CFA (16-year tenure)
Vice President & Portfolio Manager

The Capital Management Corporation (CMC)

- SEC-registered investment advisor since 1964
- \$736M+ assets under management
- GIPS® compliant composites
- Rigorous & prudent investment process
- Boutique fiduciary providing personal service
- Invest our own wealth in CMC portfolios

All-Cap Growth Objective

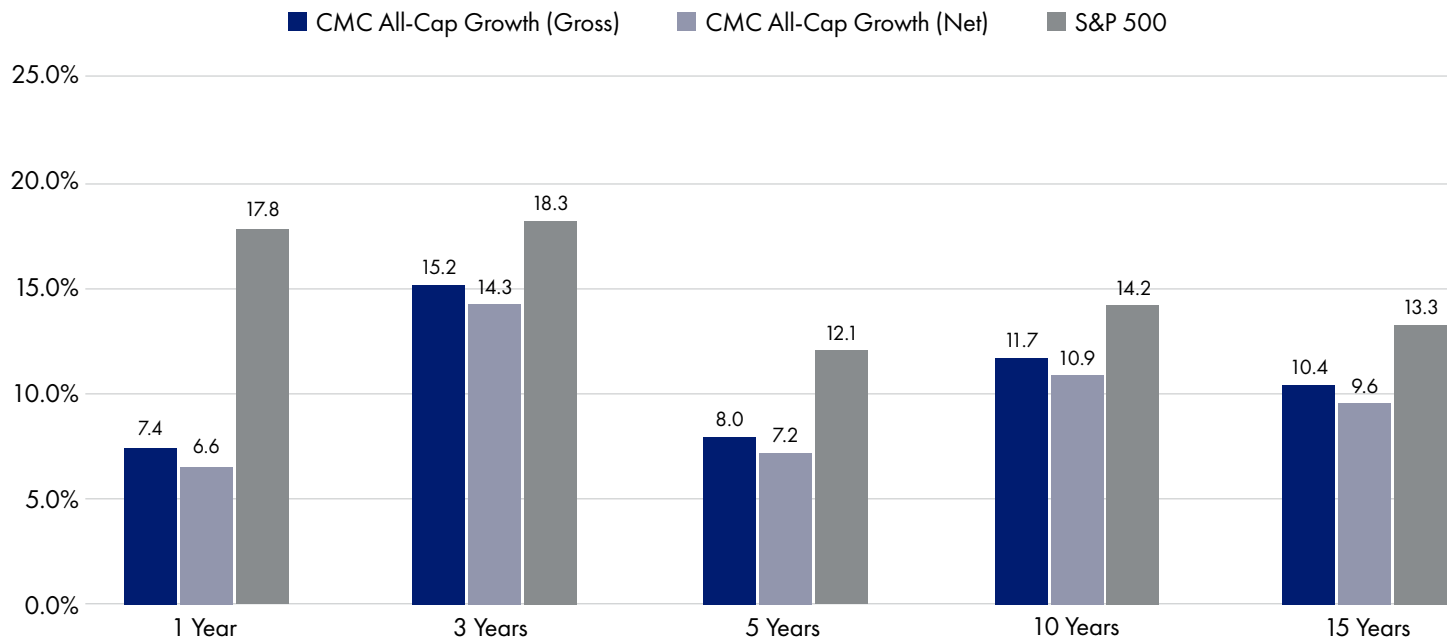
- Long-term Capital Appreciation
- High Growth Potential
- Size, Sector & Industry Diversification
- Tax Efficiency

**All-Cap Growth
Cash Cow StrategySM (Bottom-Up)**

Highly concentrated portfolio of *Cash Cow* companies (approx. 28-40) of all sizes with strong operating and free cash flow. Holdings are weighted based on earnings growth and total return potential. Attractive entry valuations determined by CMC's intrinsic value estimates allow for margin of safety and price returns that could exceed compounded earnings growth.

All-Cap Growth Annualized Performance Summary (Inception 7/31/1995)

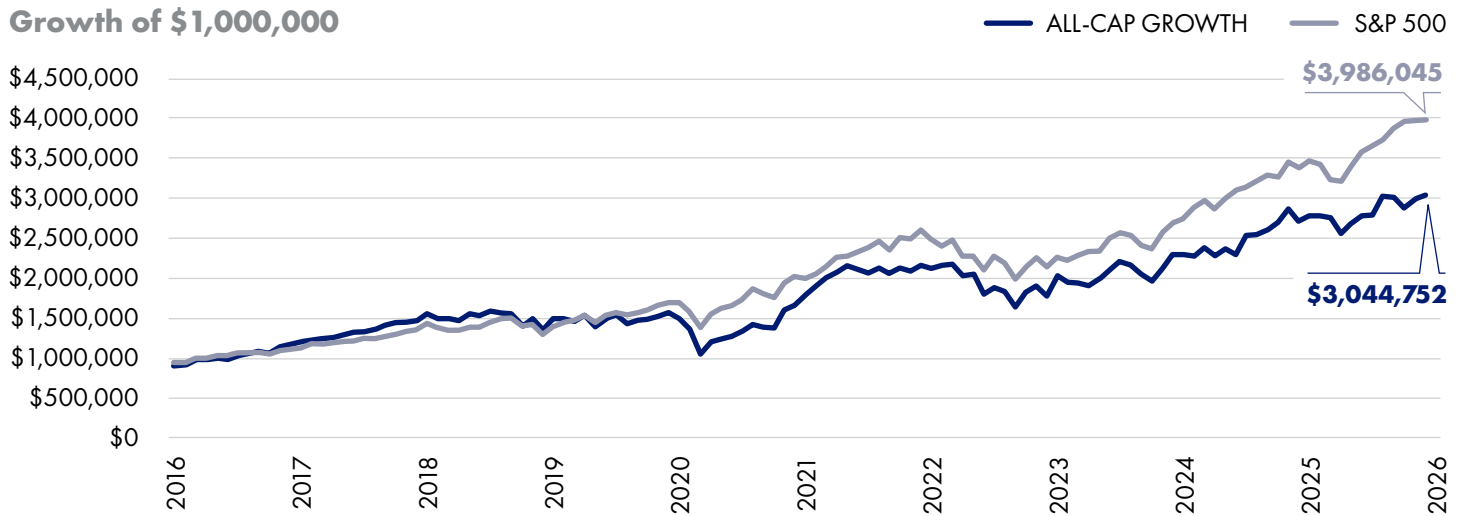
As of 03/31/2026



See GIPS Report for more performance information.

All-Cap Growth Composite Gross Returns (12/31/2015-12/31/2025)

Growth of \$1,000,000



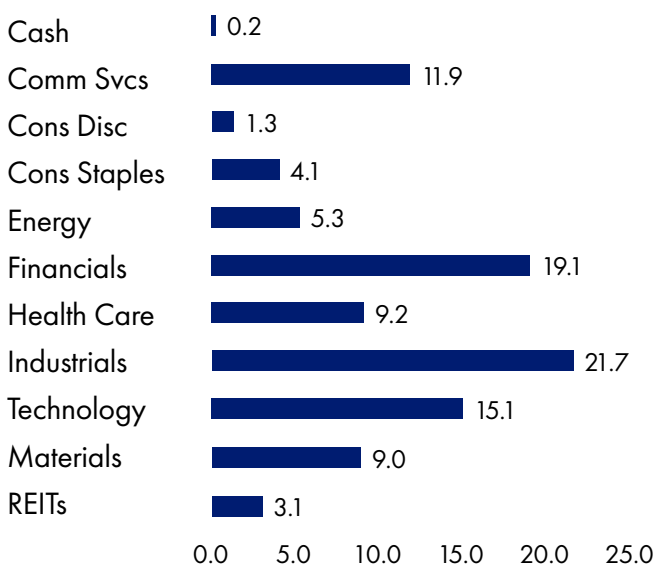
All-Cap Growth Characteristics *

Holdings	34
New Stock Holdings in Quarter	1
Holdings < \$10B Market Cap	81%
• Median Market Cap	\$6B
PCF (trailing)	8.9
Median PE (est. 2026)	13.5
Median PE (est. 2027)	11.6
Dividend Yield	2.9%

All-Cap Growth Long-Term Compounding & Volatility

Cumulative Gross Return 15 Years	
• All-Cap Growth	340%
• S&P 500	550%
Beta (3-year annualized gross)	0.9
Alpha (3-year annualized gross)	-4.3
Standard Deviation (3-year annualized gross)	18.0

All-Cap Growth Sector Diversification (Weighting %)*



All-Cap Growth Top 5 Holdings *

	% of Portfolio	Symbol
Wesdome Gold Mines	7.9%	WDOFF
Gray Television	5.3%	GTN
Harmony Biosciences	5.2%	HRMY
Crawford & Co Cl A	5.2%	CRD.A
Pitney Bowes	5.2%	PBI

*Sample account

Contact Scott Davila at sdavila@the-cmc.com



GIPS Composite Report

All-Cap Growth Composite (For the years ended December 31, 2016 through 2025)

Year	Performance		S&P 500	3 Year Standard Deviation Composite	3 Year Standard Deviation Index	Number of Accounts	Wrap Accounts % of Assets	Composite Dispersion	Composite Assets \$MM	Firm Assets \$MM
	Gross %	Net %								
2025	12.4	11.6	17.9	17.7	11.8	24	0	2.4	50.8	764
2024	17.3	16.4	25.0	21.6	17.2	26	0	1.5	46.1	708
2023	30.0	29.1	26.3	20.9	17.3	26	0	4.7	41.2	667
2022	(18.3)	(18.9)	(18.1)	26.5	20.9	26	0	1.3	30.8	524
2021	29.9	29.2	28.7	24.7	17.2	22	0	2.9	33.2	610
2020	6.0	5.2	18.4	25.8	18.5	30	0	2.5	33.5	482
2019	16.5	15.6	31.5	15.7	11.9	37	0	1.6	45.8	509
2018	(8.6)	(9.3)	(4.4)	13.8	10.8	50	7	1.1	56.6	433
2017	25.0	24.1	21.8	13.8	9.9	49	8	1.5	60.7	469
2016	18.6	17.7	12.0	14.8	10.6	49	13	2.4	47.5	389

The Capital Management Corporation claims compliance with the Global Investment Performance Standards (GIPS®) and has prepared and presented this report in compliance with the GIPS standards. The Capital Management Corporation has been independently verified for the periods 1 January 1997 through 31 December 2024. A firm that claims compliance with the GIPS standards must establish policies and procedures for complying with all the applicable requirements of the GIPS standards. Verification provides assurance on whether the firm's policies and procedures related to composite and pooled fund maintenance, as well as the calculation, presentation, and distribution of performance, have been designed in compliance with the GIPS standards and have been implemented on a firm-wide basis. The All-Cap Growth Composite has had a performance examination for the periods 1 January 2005 through 31 December 2024. The verification and performance examination reports are available upon request. GIPS is a registered trademark of CFA Institute. CFA Institute does not endorse or promote this organization, nor does it warrant the accuracy or quality of the content contained herein.

Notes:

1. The Capital Management Corporation is an independent investment management SEC registered firm and is not affiliated with any other entity. Policies for valuing portfolios, calculating performance, and preparing GIPS reports are available upon request.
2. The All-Cap Growth Composite includes fully discretionary equity accounts which seek long-term growth using a diversified portfolio. Investments may include small, mid and large capitalization stocks with above average growth prospects. Prior to January 2020, the composite minimum was \$100,000. Prior to September 2016, the minimum was \$500,000, and prior to January 2016, the minimum was \$1.0 million.
3. The benchmark is the S&P 500 Index.
4. Valuations are computed and performance is reported in US Dollars.
5. Total gross-of-fee returns are presented before management fees but after all trading expenses and all wrap fees (which may include custody fees, investment management fees, trading expenses and client reporting fees) if applicable. Total net of fee returns are calculated using actual fees and/or model fees, where appropriate. The Capital Management Corporation's current fee schedule is 1.00% on the first million in assets, 0.70% on the next four million, and 0.50% on the excess over five million.
6. The composite was created on August 1, 1995, the composite's inception date is January 1, 2004. A complete list of composite descriptions is available upon request.
7. Composite dispersion is measured by the asset-weighted standard deviation of annual gross returns of those portfolios that were in the composite for the full calendar year. Where such portfolios number five or fewer, the standard deviation calculation would not be meaningful and that is indicated (n/m). Three-year standard deviation for both the composite (calculated using gross performance) and the benchmark index are shown beginning in 2011 in compliance with GIPS standards.
8. Past performance is not to be construed as a guarantee of future performance.

Contact Scott Davila at sdavila@the-cmc.com